



IGEA BT

IGEA BT P935070 00002



Recommended control panel:
LIBRA MA R

Available as a kit:
KIT IGEA BT

- Great versatility and flexibility of installation with IGEA BT.
- Its compact shape and articulated arm, with its special anti-shearing shape, enable installations even on pillars of remarkable size.
- The irreversible operator keeps the gate locked on closing and on opening.
- Adjustable limit microswitches, connected to the operator.
- Operation in case of power supply failure is guaranteed by a battery back up unit (BT BAT) which can be supplied on request.
- Maximum anti-squash safety guaranteed by a special electronic device, adjustable for each motor, and inverts the direction in case of obstacles in opening and closing.
- Galvanized and painted levers



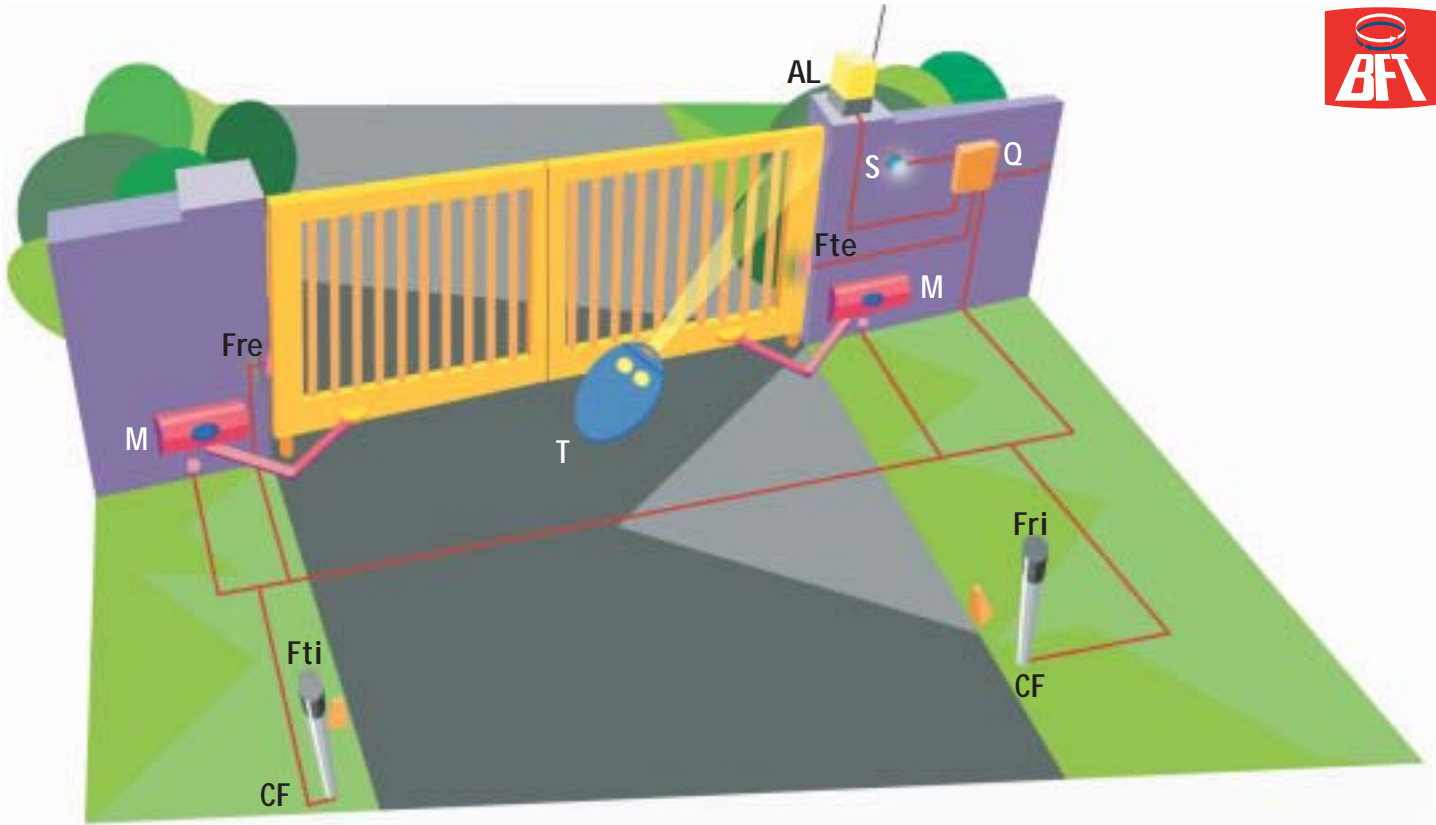
Operator

IGEA BT

Power supply	24Vdc
Absorbed power	40 W
Max leaf length/weight	2.5 m/2000N (~200 kg); 2 m/2500N (~250 kg)
Leaf rotation speed	5.3 °/sec.
Impact reaction	torque limiter integrated in the control panel
Manual manoeuvre	release knob with personalised key
No. manoeuvres in 24 hours	100
Environmental conditions	from -15 to + 60C°
Degree of protection	IP 44
Operator weight	160 N (~16 kg)
Dimensions	see drawing



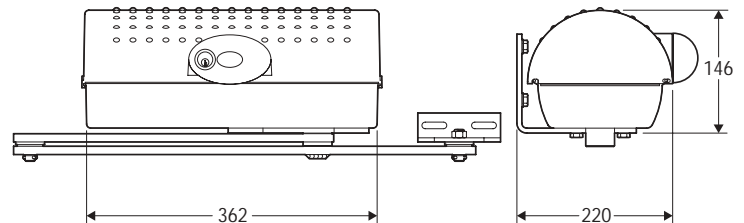
Electromechanical operator for swing gates, leaf length up to 2,5 m, leaf weight up to 250 kg, residential use



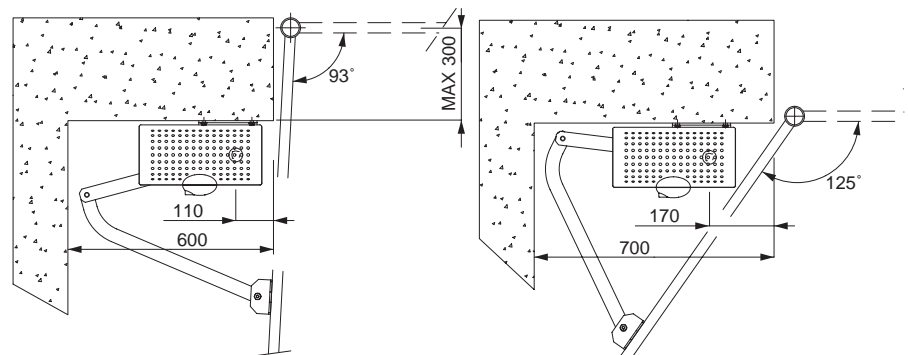
Example of installation

Dimensions

- M electromechanical self locking operator, IGEA BT
- Q control panel LIBRA MA R with incorporated rolling-code receiver
- T double-channel rolling-code transmitter, Mitto 2 12V
- Ftx-Frx Pair of photocells, Cellula130
- CF Pair of posts CC130
- AL blinker 24 V with antenna
- S key selector, Intro



• For system layout and installation conditions, refer to the standards and laws in force in the country of installation.



Main characteristics

Irreversible type electromechanical operator for the automation of swing leaf gates for residential use • IGEA BT is provided with an articulated arm, electric torque limiter on the control panel, limit devices on opening and closing, release knob • recommended control panel: LIBRA MA R • Main specifications: supply 24 V dc • power 40W • leaf speed 5.3 degrees/sec • maximum torque 320Nm • max leaf weight 2500N • max leaf length 2500mm.